



Location: ACL1 - City Hall

Report on 24-hour TSP monitoring

Action Level ($\mu\text{g}/\text{m}^3$) - 163

Limit Level ($\mu\text{g}/\text{m}^3$) - 260

Date	Sampling Time	Weather Condition	Filter paper no.	Filter Weight, g		Elapse Time, hr		Sampling Time, hr	Flow Rate, m^3/min			Total Volume, m^3	TSP Level, $\mu\text{g}/\text{m}^3$
				Initial	Final	Initial	Final		Initial, Q_{si}	Final, Q_{sf}	Average		
5-Jul-16	8:00	Cloudy	016233	2.8319	2.8798	486.25	510.25	24.00	1.13	1.14	1.14	1635	29.3
12-Jul-16	15:40	Cloudy	015736	2.8135	2.8799	516.25	540.25	24.00	1.13	1.13	1.13	1631	40.7
16-Jul-16	8:00	Fine	016389	2.8500	2.9186	540.25	564.25	24.00	1.05	1.05	1.05	1510	45.4
22-Jul-16	8:00	Fine	016378	2.8313	2.8958	567.25	591.25	24.00	1.05	1.05	1.05	1514	42.6
28-Jul-16	8:00	Fine	016660	2.8761	2.9222	594.25	618.25	24.00	1.05	1.05	1.05	1514	30.5

Remarks: Due to interruption of electricity, the 24hr TSP was rescheduled from 11 July 2016 to 12 July 2016.

Report on 1-hour TSP monitoring

Action Level ($\mu\text{g}/\text{m}^3$) - 460

Limit Level ($\mu\text{g}/\text{m}^3$) - 500

Date	Sampling Time	Weather Condition	Filter paper no.	Filter Weight, g		Elapse Time, hr		Sampling Time, hr	Flow Rate, m^3/min			Total Volume, m^3	TSP Level, $\mu\text{g}/\text{m}^3$
				Initial	Final	Initial	Final		Initial, Q_{si}	Final, Q_{sf}	Average		
6-Jul-16	8:15	Rainy	015747	2.8312	2.8340	510.25	511.25	1.00	1.14	1.14	1.14	68	41.0
6-Jul-16	9:17	Rainy	015744	2.8203	2.8222	511.25	512.25	1.00	1.14	1.14	1.14	68	27.8
6-Jul-16	10:19	Rainy	015741	2.8090	2.8104	512.25	513.25	1.00	1.14	1.14	1.14	68	20.5
12-Jul-16	8:40	Cloudy	015738	2.8131	2.8209	513.25	514.25	1.00	1.13	1.13	1.13	68	114.7
12-Jul-16	13:00	Cloudy	016309	2.8348	2.8366	514.25	515.25	1.00	1.13	1.13	1.13	68	26.5
12-Jul-16	14:15	Cloudy	015331	2.8449	2.8481	515.25	516.25	1.00	1.13	1.13	1.13	68	47.1
18-Jul-16	8:03	Fine	016369	2.8452	2.8484	564.25	565.25	1.00	1.05	1.05	1.05	63	50.8
18-Jul-16	9:10	Fine	015372	2.8623	2.8646	565.25	566.25	1.00	1.05	1.05	1.05	63	36.5
18-Jul-16	10:14	Fine	016375	2.8398	2.8416	566.25	567.25	1.00	1.05	1.05	1.05	63	28.6
23-Jul-16	8:15	Fine	016381	2.8284	2.8319	591.25	592.25	1.00	1.05	1.05	1.05	63	55.5
23-Jul-16	9:17	Fine	016666	2.9116	2.9162	592.25	593.25	1.00	1.05	1.05	1.05	63	73.0
23-Jul-16	10:19	Fine	016663	2.8785	2.8828	593.25	594.25	1.00	1.05	1.05	1.05	63	68.2
29-Jul-16	8:20	Fine	016447	2.8846	2.8883	618.25	619.25	1.00	1.05	1.05	1.05	63	58.7
29-Jul-16	9:30	Fine	016448	2.8684	2.8710	619.25	620.25	1.00	1.05	1.05	1.05	63	41.2
29-Jul-16	10:35	Fine	016671	2.9176	2.9198	620.25	621.25	1.00	1.05	1.05	1.05	63	34.9



Location: ACL2a - Contractor HK/2012/08 Site office

Report on 24-hour TSP monitoring

Action Level ($\mu\text{g}/\text{m}^3$) - 187.3

Limit Level ($\mu\text{g}/\text{m}^3$) - 260

Date	Sampling Time	Weather Condition	Filter paper no.	Filter Weight, g		Elapse Time, hr		Sampling Time, hr	Flow Rate, m^3/min			Total Volume, m^3	TSP Level, $\mu\text{g}/\text{m}^3$
				Initial	Final	Initial	Final		Initial, Q_{si}	Final, Q_{sf}	Average		
5-Jul-16	8:00	Cloudy	015759	2.8172	2.8867	5670.24	5694.24	24.00	1.12	1.13	1.13	1622	42.9
11-Jul-16	8:00	Cloudy	016433	2.9003	2.9682	5697.24	5721.24	24.00	1.07	1.07	1.07	1539	44.1
16-Jul-16	8:00	Fine	016396	2.8326	2.8980	5724.24	5748.24	24.00	1.07	1.07	1.07	1544	42.3
22-Jul-16	8:00	Fine	015590	2.8321	2.8806	5751.24	5775.24	24.00	1.02	1.02	1.02	1471	33.0
28-Jul-16	8:00	Fine	016650	2.8952	2.9526	5778.24	5802.24	24.00	1.07	1.07	1.07	1547	37.1

Report on 1-hour TSP monitoring

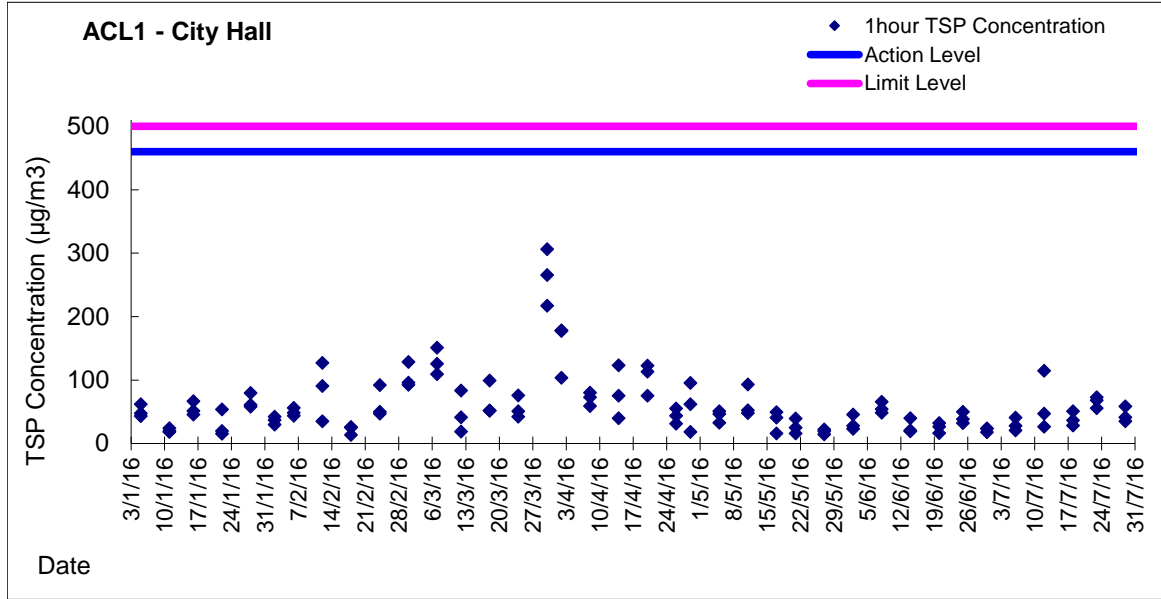
Action Level ($\mu\text{g}/\text{m}^3$) - 300.1

Limit Level ($\mu\text{g}/\text{m}^3$) - 500

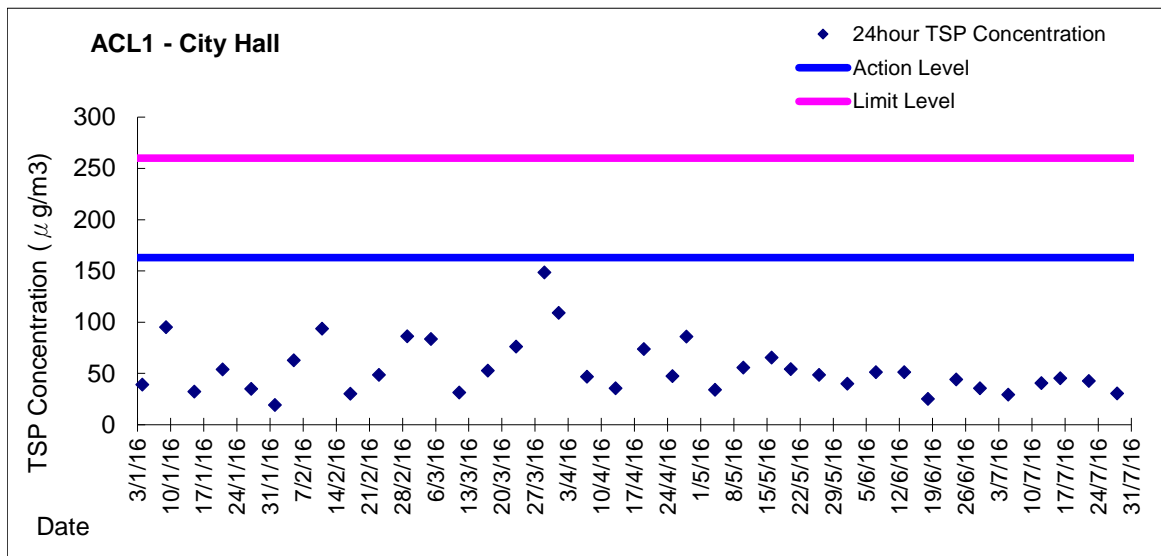
Date	Sampling Time	Weather Condition	Filter paper no.	Filter Weight, g		Elapse Time, hr		Sampling Time, hr	Flow Rate, m^3/min			Total Volume, m^3	TSP Level, $\mu\text{g}/\text{m}^3$
				Initial	Final	Initial	Final		Initial, Q_{si}	Final, Q_{sf}	Average		
6-Jul-16	8:47	Rainy	015755	2.8108	2.8133	5694.24	5695.24	1.00	1.13	1.13	1.13	68	36.9
6-Jul-16	10:26	Rainy	015695	2.8258	2.8269	5695.24	5696.24	1.00	1.13	1.13	1.13	68	16.3
6-Jul-16	13:00	Rainy	015691	2.8253	2.8264	5696.24	5697.24	1.00	1.13	1.13	1.13	68	16.3
12-Jul-16	8:30	Cloudy	016407	2.8296	2.8314	5721.24	5722.24	1.00	1.07	1.07	1.07	64	28.0
12-Jul-16	10:04	Cloudy	016417	2.9257	2.9284	5722.24	5723.24	1.00	1.07	1.07	1.07	64	42.1
12-Jul-16	13:00	Cloudy	016421	2.9271	2.9302	5723.24	5724.24	1.00	1.10	1.10	1.10	66	47.1
18-Jul-16	8:36	Fine	016397	2.8342	2.8370	5748.24	5749.24	1.00	1.05	1.05	1.05	63	44.6
18-Jul-16	10:04	Fine	016363	2.8324	2.8358	5749.24	5750.24	1.00	1.02	1.02	1.02	61	55.5
18-Jul-16	13:00	Fine	016360	2.8192	2.8238	5750.24	5751.24	1.00	1.07	1.07	1.07	64	71.4
23-Jul-16	8:20	Fine	016481	2.9058	2.9101	5775.24	5776.24	1.00	1.07	1.07	1.07	64	66.7
23-Jul-16	9:48	Fine	016482	2.9227	2.9272	5776.24	5777.24	1.00	1.07	1.07	1.07	64	69.8
23-Jul-16	10:53	Fine	016654	2.8951	2.9016	5777.24	5778.24	1.00	1.07	1.07	1.07	64	100.8
29-Jul-16	8:52	Fine	016646	2.8973	2.9015	5802.24	5803.24	1.00	1.07	1.07	1.07	64	65.2
29-Jul-16	13:00	Fine	016625	2.9138	2.9215	5803.24	5804.24	1.00	1.07	1.07	1.07	64	119.5
29-Jul-16	14:23	Fine	016624	2.9210	2.9327	5804.24	5805.24	1.00	1.07	1.07	1.07	64	181.5



Graphic Presentation of 1 hour TSP Result

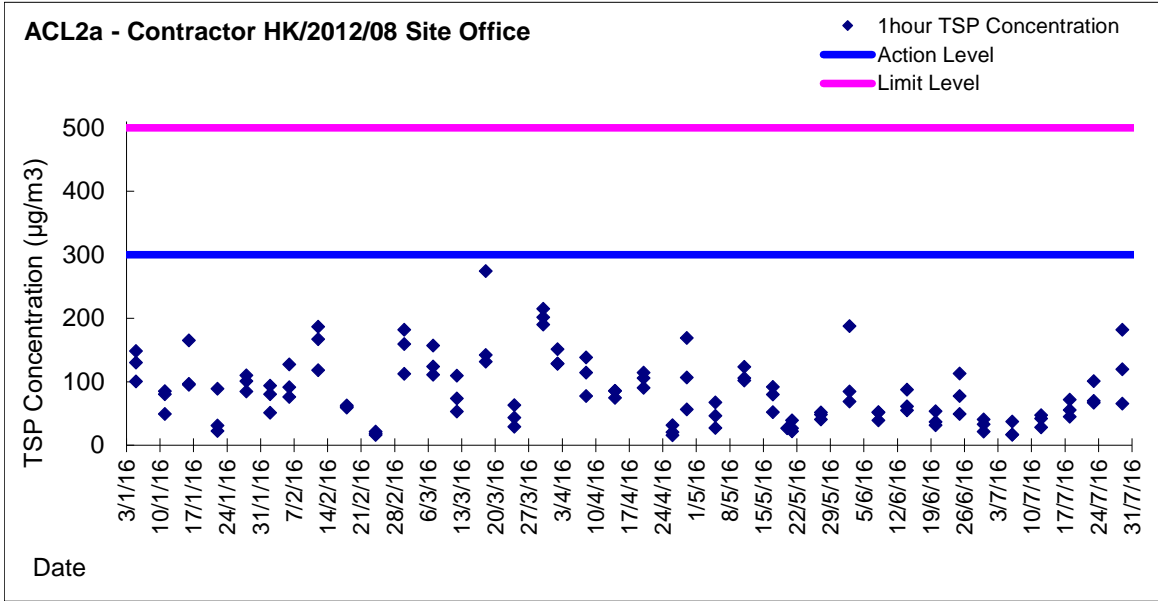


Graphic Presentation of 24 hour TSP Result





Graphic Presentation of 1 hour TSP Result



Graphic Presentation of 24 hour TSP Result

